



V. POURNAGHSHBAND
Evaluation of Instruction Program Report
 131: COM SCI 111 LAB 1A: OPERATNG SSTMS PRIN
 No. of responses = 14
 Enrollment = 34
 Response Rate = 41.18%


Survey Results

1. Background Information:


1.1) Year in School:




1.2) UCLA GPA:



1.3) Expected Grade:



1.4) What requirements does this course fulfill?



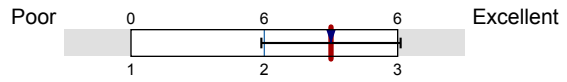
2. To What Extent Do You Feel That:

2.1)	Teaching Assistant Knowledge – The T.A. was knowledgeable about the material.	Very Low or Never	0 0 0 1 0 0 1 4 8	Very High or Always	n=14 av.=8.21 md=9 dev.=1.37
2.2)	Teaching Assistant Concern – The T.A. was concerned about student learning.	Very Low or Never	0 0 0 0 1 1 2 4 6	Very High or Always	n=14 av.=7.93 md=8 dev.=1.27
2.3)	Organization – Section presentations were well prepared and organized.	Very Low or Never	0 0 0 1 0 1 3 4 5	Very High or Always	n=14 av.=7.71 md=8 dev.=1.44
2.4)	Scope – The teaching assistant expanded on course ideas.	Very Low or Never	0 0 0 0 0 2 3 3 6	Very High or Always	n=14 av.=7.93 md=8 dev.=1.14
2.5)	Interaction – Students felt welcome in seeking help in or outside of the class.	Very Low or Never	0 0 0 0 1 0 1 5 7	Very High or Always	n=14 av.=8.21 md=8.5 dev.=1.12
2.6)	Communication Skills – The teaching assistant had good communication skills.	Very Low or Never	0 0 0 0 1 0 2 4 7	Very High or Always	n=14 av.=8.14 md=8.5 dev.=1.17
2.7)	Value – The overall value of the sections justified your time and effort.	Very Low or Never	0 0 0 0 2 0 1 5 6	Very High or Always	n=14 av.=7.93 md=8 dev.=1.38
2.8)	Overall – What is your overall rating of the teaching assistant?	Very Low or Never	0 0 0 1 0 0 2 5 6	Very High or Always	n=14 av.=8 md=8 dev.=1.36

3. Your View of Section Characteristics:

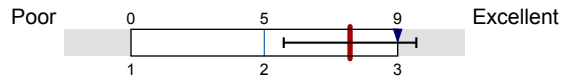
3.1)	Difficulty (relative to other courses)	Low	0 0 13	High	n=13 av.=3 md=3 dev.=0 ab.=1
3.2)	Workload/pace was	Too Slow	1 2 10	Too Much	n=13 av.=2.69 md=3 dev.=0.63 ab.=1
3.3)	Integration of section with course was	Poor	0 4 10	Excellent	n=14 av.=2.71 md=3 dev.=0.47
3.4)	Texts, required readings	Poor	2 5 5	Excellent	n=12 av.=2.25 md=2 dev.=0.75 ab.=2
3.5)	Homework assignments	Poor	0 6 7	Excellent	n=13 av.=2.54 md=3 dev.=0.52

3.6) Graded materials, examinations



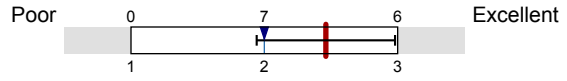
n=12
 av.=2.5
 md=2.5
 dev.=0.52
 ab.=2

3.7) Lecture presentations



n=14
 av.=2.64
 md=3
 dev.=0.5

3.8) Class discussions



n=13
 av.=2.46
 md=2
 dev.=0.52
 ab.=1

Comments Report

4. Comments:

- ^{4.1)} Please identify what you perceive to be the real strengths and weaknesses of this teaching assistant and course.
- I really appreciate that Vahab was always available and put an effort to help us out. He is very understanding and patient and seems to really care about the students needs. Overall a really great TA!
 - Mailing list actually worked out really well.
 - One of the hardest working T.A.'s I've ever had
 - Was very helpful with our labs. His extra slides helped me to understand the labs better. Very welcoming and helpful during office hours as well.